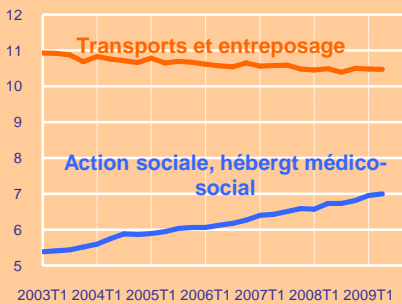
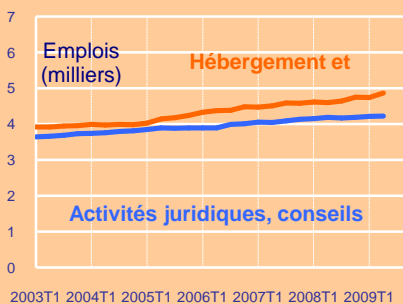
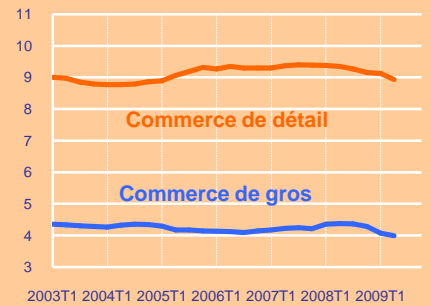

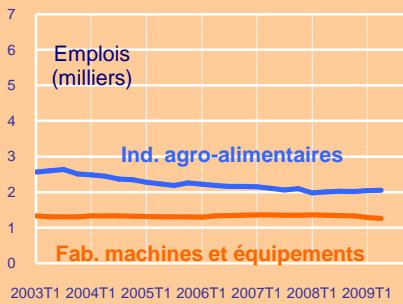
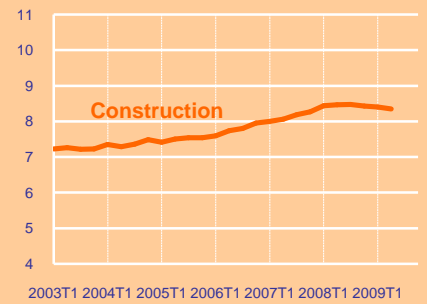
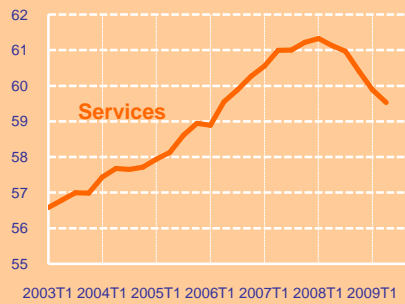
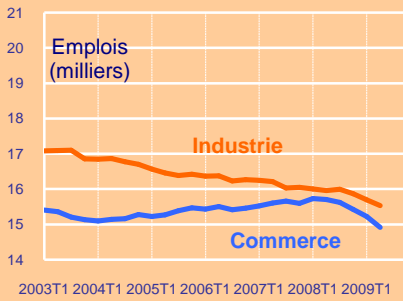
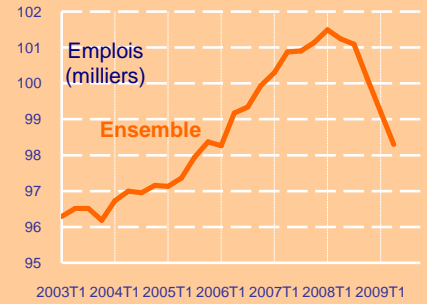


L'emploi salarié dans l'agglomération dijonnaise

	Emploi (milliers)	Variation trimestrielle (%)					
		09T2	08T2	08T3	08T4	09T1	09T2
<i>valeurs CVS</i>							
Ensemble dont :	98,3	-0,2	-0,1	-0,9	-0,9	-0,9	-0,9
Industrie	15,5	-0,3	0,2	-0,8	-1,1	-1,1	-1,1
Construction	8,3	0,3	0,1	-0,5	-0,4	-0,6	-0,6
Commerce	14,9	-0,2	-0,5	-1,3	-1,3	-2,0	-2,0
Services	59,5	-0,3	-0,3	-0,9	-0,9	-0,9	-0,6

Source : Acoff - Urssaf



Source : Acoff - Urssaf